

# GIM SUITE 4.0

RELEASE OVERVIEW

acquire **gimsuite4**

## Smarter, streamlined geoscience data

GIM Suite 4 puts acQure customers on the road to the mine of the future by introducing a range of new features for smarter, streamlined geoscience data. With greater visibility of your data assets, everyone in your business, from geologists in the field to management in your head office, gains access to the information they need, when they need it.

GIM Suite 4 contains two software components - acQure 4 and Arena.

## Introducing a new web-based interface



GIM Suite 4 introduces an all-new interface called Arena that consolidates and builds on the reporting capabilities previously spread across Neo Desktop and New Web. It gives database managers powerful configuration tools to create interactive dashboards and reports all within a web environment.



# You decide how you want your data displayed

Database administrators can now use web-based tools to build sophisticated, interactive dashboards composed of multiple elements such as data grids, maps, charts and logs with new design capabilities.

You have the power to decide how you want your data displayed in interactive web reports with flexible role-based access for end-users.

## The Arena interface has all the capabilities of Neo, plus:

### Flexible layout options

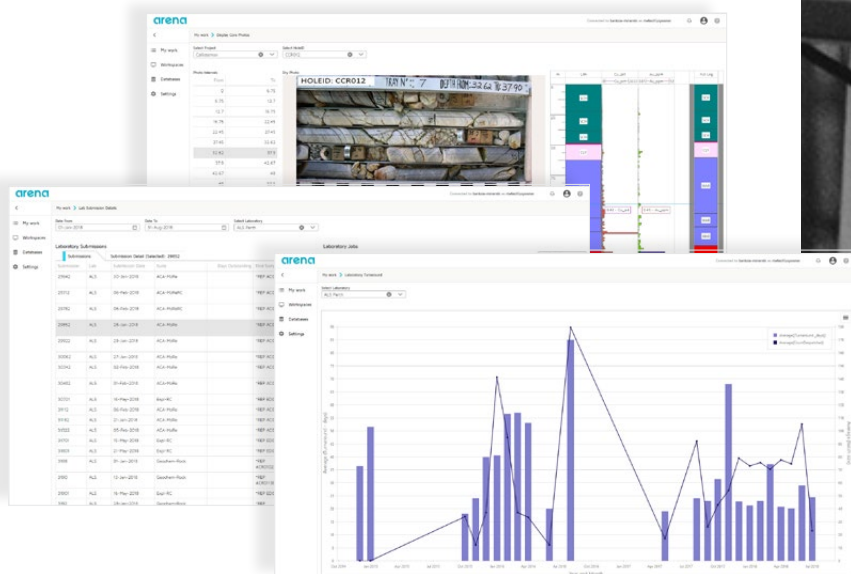
Flexibly layout content to summarise your data in your dashboards. A tab box allows you to layout more controls than resize and move controls exactly as you need.

### Interactive dashboard designing

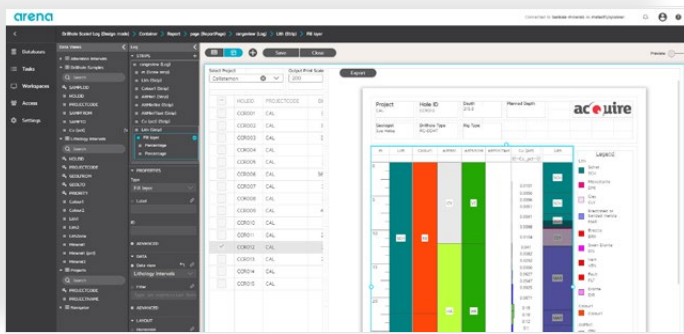
New, interactive functionality helps you define and prepare your dataset to design your dashboard. Data fields can be sourced from anywhere in the database, such as form definitions, compounds, object model and custom views.

### Richer data visualisation and extended controls

Arena understands how your data is related. Our powerful expression builder allows you to create calculated fields across different areas of the data model and then link and select content for visualisation across dashboard elements.



## Flexible formatting for scaled logs

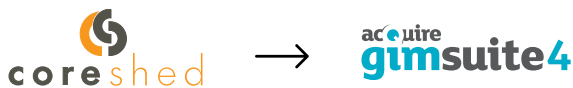


Companies need to create and print scaled logs for a range of industry requirements. From matching preferred company formats to meeting legal requirements, you now have the flexibility to create presentation quality scaled logs that are easily exported to pdf or printed to scale. Place dynamic legends on your scaled log report to give greater insights into the codes and patterns represented on the log.

## Get connected. More third-party software integrations

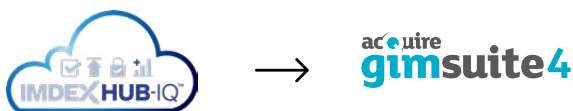
### Enhanced integration with Coreshed

Enhanced, web-based integration between GIM Suite and Coreshed now gives you better performance to view core imagery in your scaled logs. Experience faster rendering of Coreshed layers and zoom in to see your core image in detail.



### Integrate sensor data from IMDEXHUB-IQ

Data generated from Imdex Limited's sensors flow from the field directly into GIM Suite 4 providing a fast and transparent data exchange. Consistent and rich meta-data is included in the transfer, providing chain of custody information from the field to the database. The integration occurs through the import object of the software component acquire 4. Using automation you can set a schedule to regularly check IMDEXHUB-IQ for new data and import this seamlessly into your database. For more about integration see our [Knowledge Base](#).



## Start your upgrade today

Upgrade now to take advantage of these and many more powerful features of GIM Suite 4. If you need any assistance transitioning from your current version of GIM Suite or you want to know more about the Arena interface, please get in touch with our team.

## Dive deeper

Head to our Knowledge Base on [acquire.com.au](http://acquire.com.au) to browse our technical release notes for a detailed feature overview.